
Craft one: "Serve Man and God Scroll"

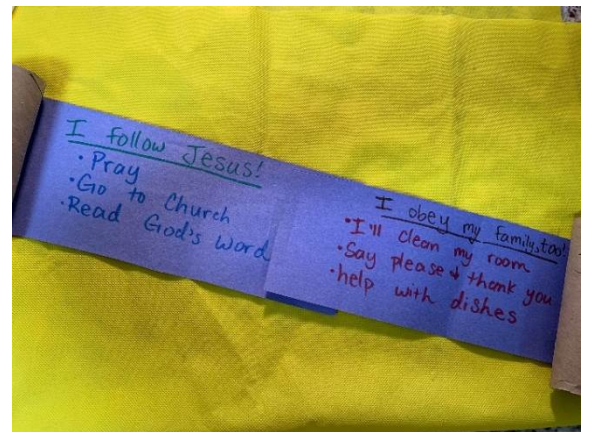
You will need:

- Paper towel or toilet paper tubes
- Scissors
- Markers and/or crayons
- Construction paper or cardstock
- Stickers and decorations
- Glue, stapler, or tape



Procedure:



1. Cut the paper towel tube, or use two toilet paper tubes.
2. Assemble a long thin strip of paper to stretch between the tubes. Tape or staple together as necessary.
3. On one side of the paper, list methods of obeying and following God's rules. On the other, write ideas for obeying parents and authority.
4. Attach the papers to the tubes. Roll and tie as desired.
5. Add extra decorations, if wished. Read the "scroll" to recount ways to serve God and man, as Jesus did!



Craft Two: "Keep Jesus at the Center Maze"

You will need:

- Markers/crayons
- Construction paper or card stock
- Decorations (stickers, etc.)
- Scissors
- Captions/verses
- Straws or popsicle sticks
- Tape or glue
- Shoebox lid or cardboard
- Small ball or marble (optional)



Procedure:

1. Design a maze structure on paper or cardboard, choosing a centralized location or point to point structure. Place a cross as the center or goal to reach.
2. Glue or tape sticks or straws to make the maze 3-dimensional.
3. Add verses or captions as desired.
4. If developing the 3-D box, roll a marble or ball through the "walls."
5. If maze design is on paper, use a pencil to work through the maze.